

- 1 **ENTSO-E Net generation, exchanges and consumption 2010**
- 2 **Yearly values/operation and physical exchanges**
- 3 **Load values – diagrams**
- 4 **System information**
- 5 **Glossary of statistical terms**

Load values diagrams of each country on the 3rd Wednesday 2010 ¹

¹ All values are calculated to represent 100% of the national values
Statistical database as of 31 August 2011

Load diagrams on the 3rd Wednesday

January 2010	108
February 2010	109
March 2010	110
April 2010	111
May 2010	112
June 2010	113
July 2010	114
August 2010	115
September 2010	116
October 2010	117
November 2010	118
December 2010	119
ENTSO-E	120

BE: The reported figures are best estimates based on actual measurements and extrapolations.

CY: Only the highest and lowest load values of each month are available.

PL: Operational data

UA_W: Ukraine West represents the so-called Burshtyn Island synchronously interconnected with ENTSO-E area.

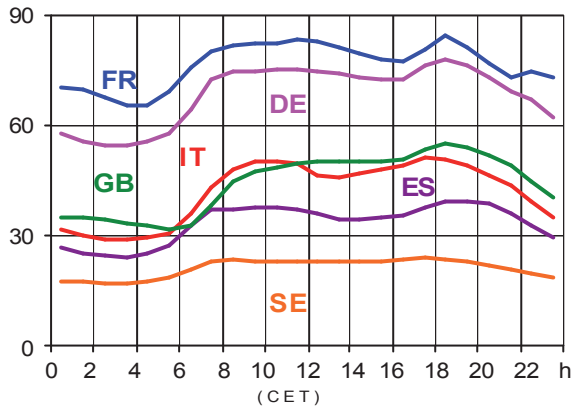
ENTSO-E: Calculated load values as sum of the member TSOs' countries

The tables with the detailed hourly load values of each country on the 3rd Wednesday 2010 are published under [www.entsoe.eu / resources / publications / general reports / statistical yearbooks / statistical yearbook 2010](http://www.entsoe.eu/resources/publications/general-reports/statistical-yearbooks/statistical-yearbook-2010).

Load diagrams on the 3rd Wednesday in GW

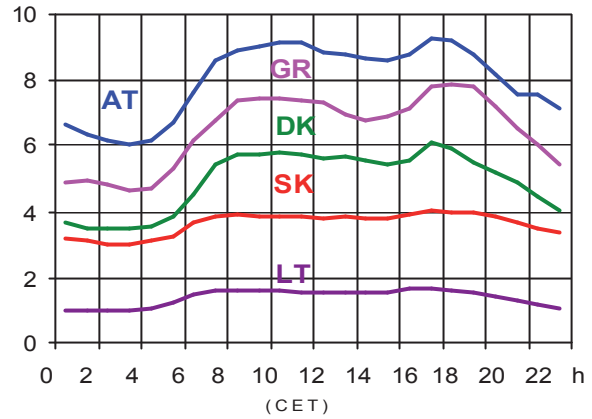
20.01.2010

(in GW)



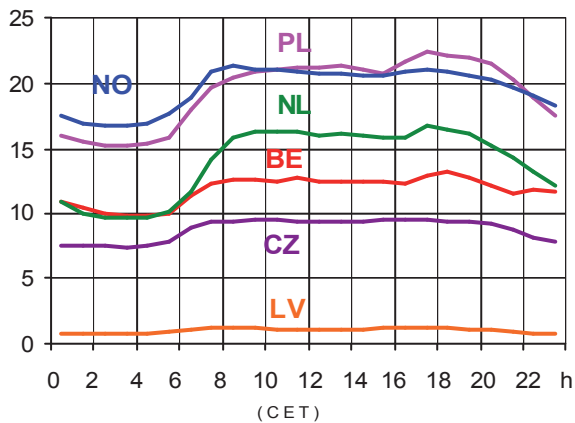
20.01.2010

(in GW)



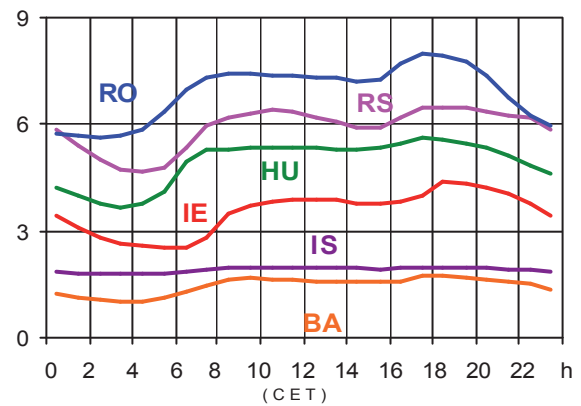
20.01.2010

(in GW)



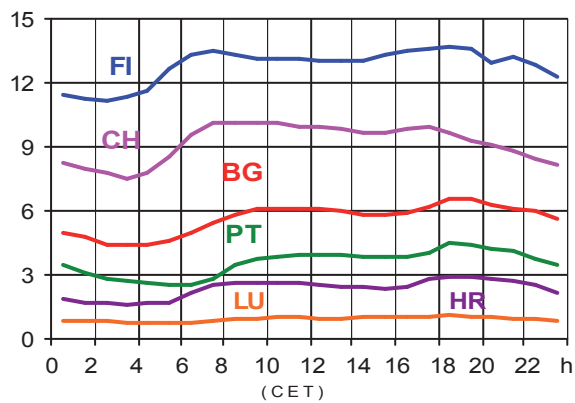
20.01.2010

(in GW)



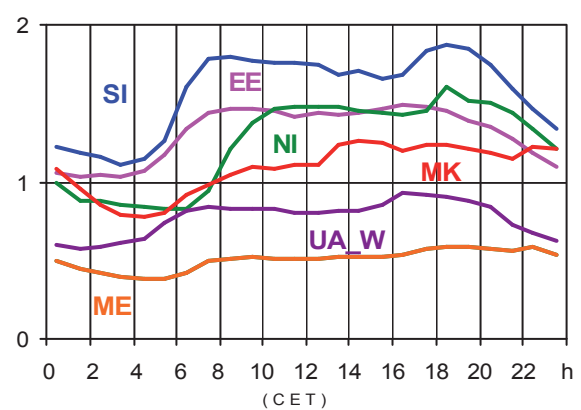
20.01.2010

(in GW)



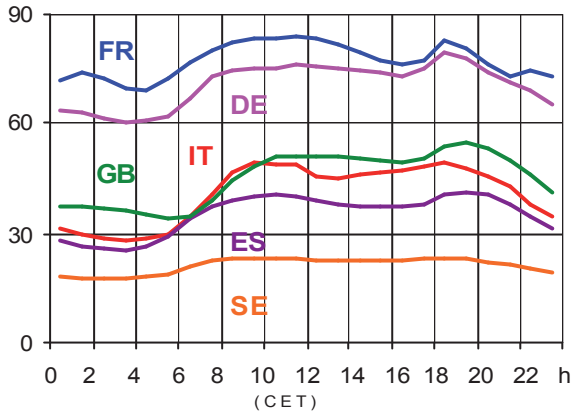
20.01.2010

(in GW)

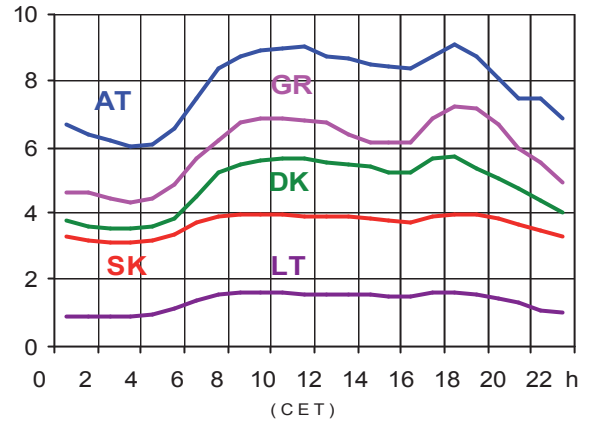


Load diagrams on the 3rd Wednesday in GW

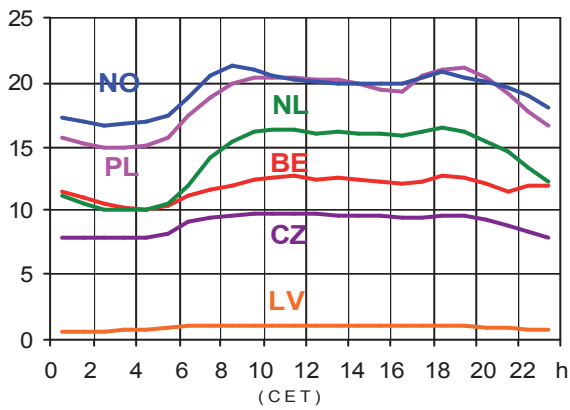
17.02.2010 (in GW)



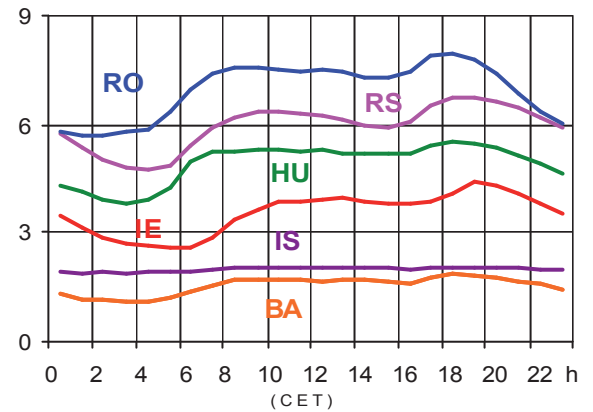
17.02.2010 (in GW)



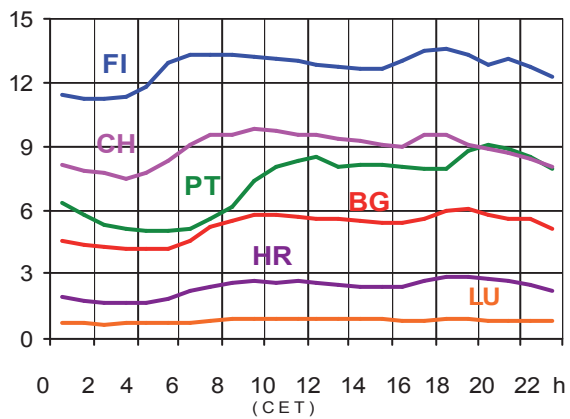
17.02.2010 (in GW)



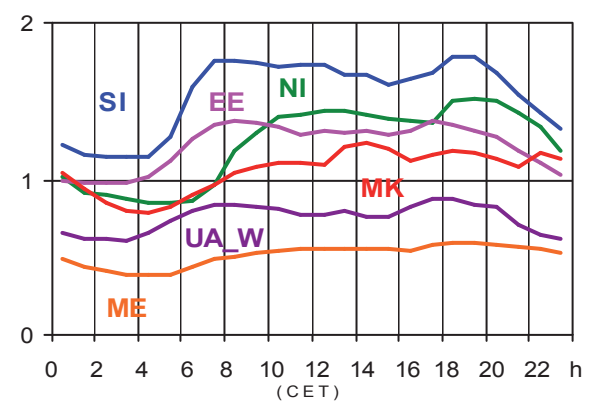
17.02.2010 (in GW)



17.02.2010 (in GW)

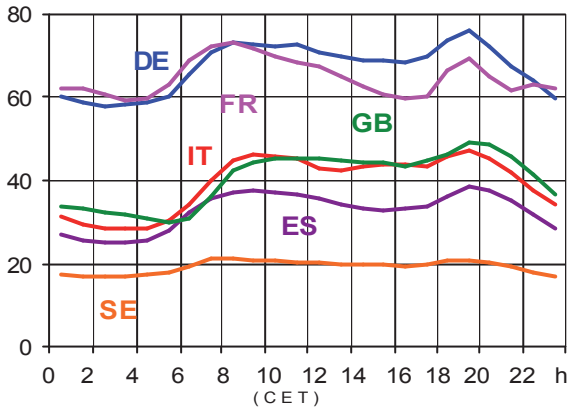


17.02.2010 (in GW)

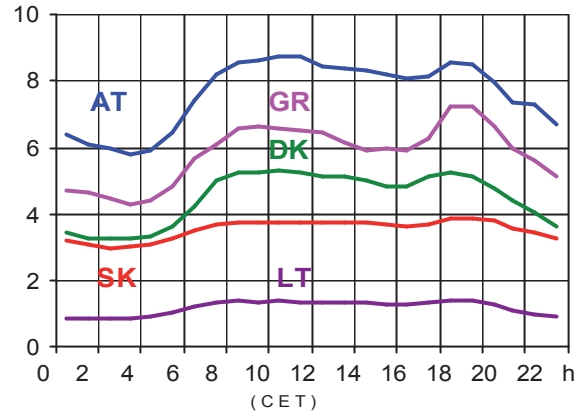


Load diagrams on the 3rd Wednesday in GW

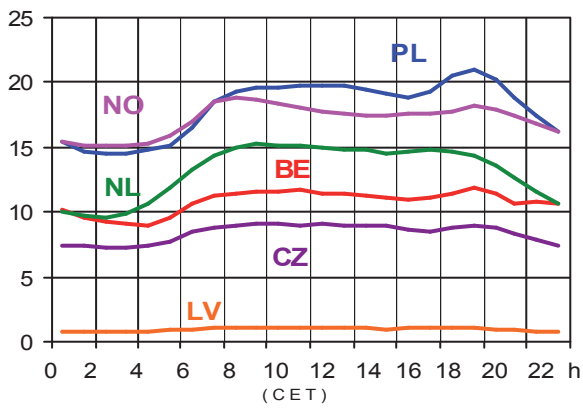
17.03.2010 (in GW)



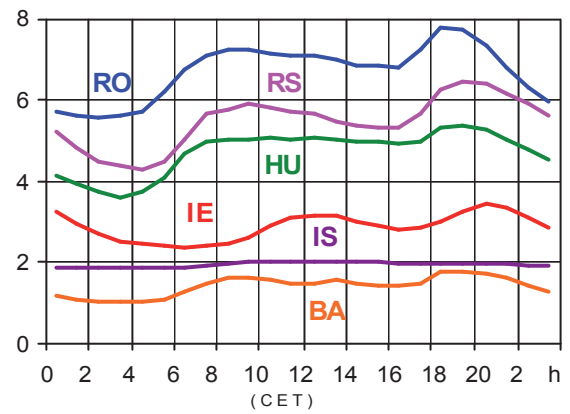
17.03.2010 (in GW)



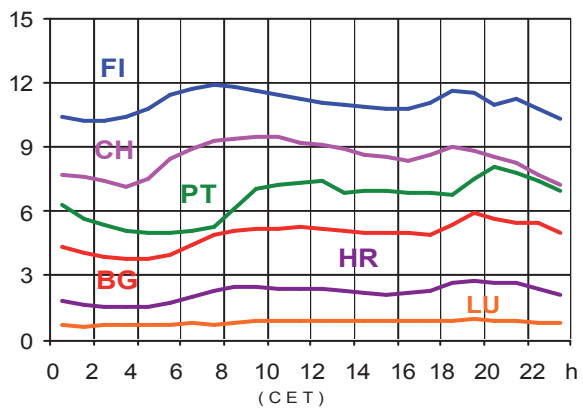
17.03.2010 (in GW)



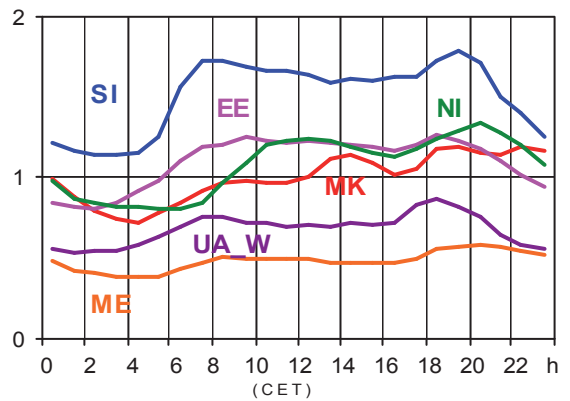
17.03.2010 (in GW)



17.03.2010 (in GW)

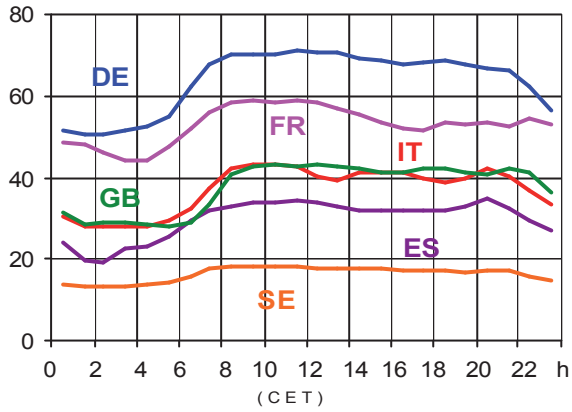


17.03.2010 (in GW)

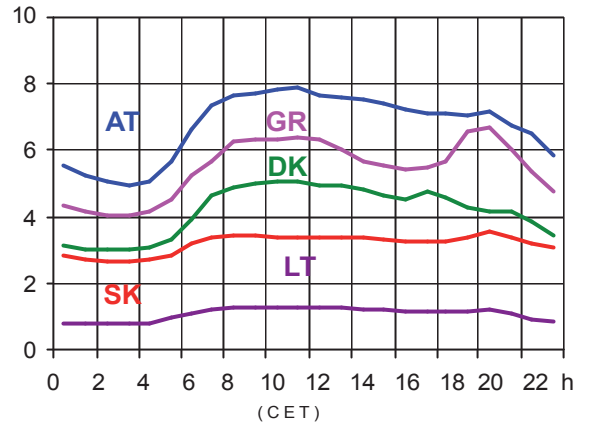


Load diagrams on the 3rd Wednesday in GW

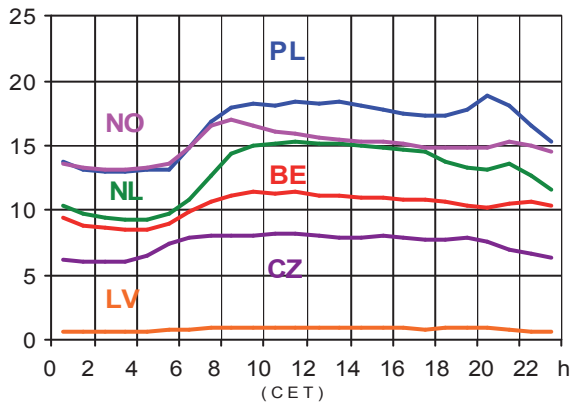
21.04.2010 (in GW)



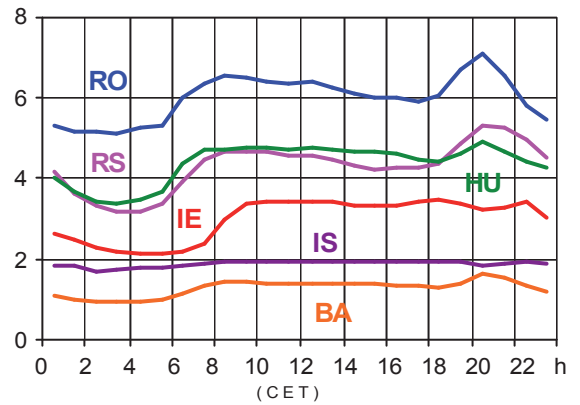
21.04.2010 (in GW)



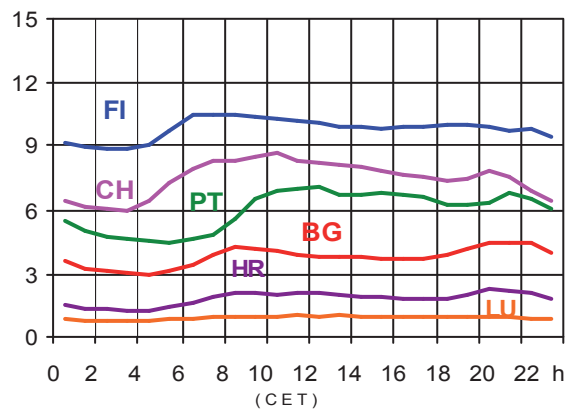
21.04.2010 (in GW)



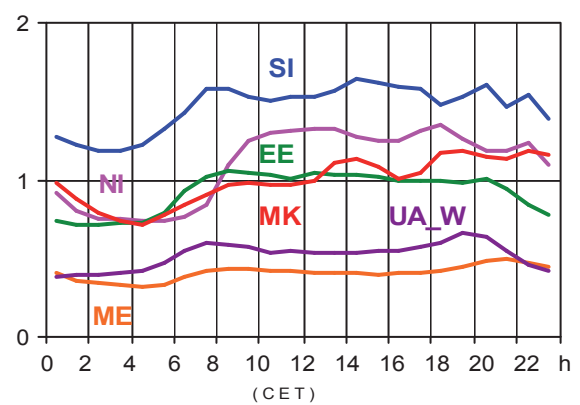
21.04.2010 (in GW)



21.04.2010 (in GW)



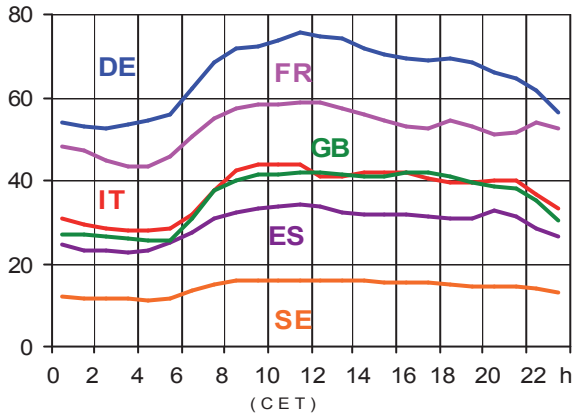
21.04.2010 (in GW)



Load diagrams on the 3rd Wednesday in GW

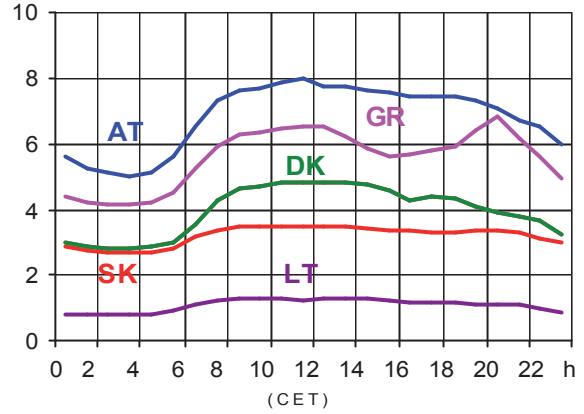
19.05.2010

(in GW)



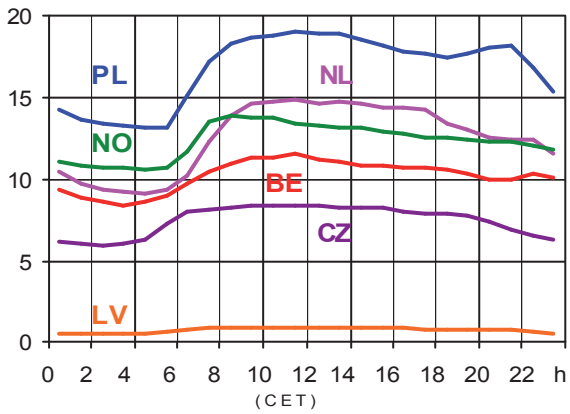
19.05.2010

(in GW)



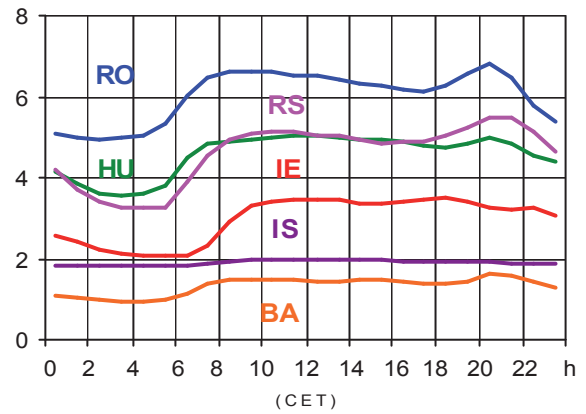
19.05.2010

(in GW)



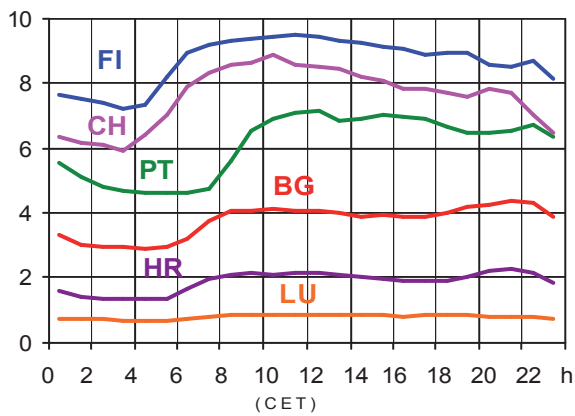
19.05.2010

(in GW)



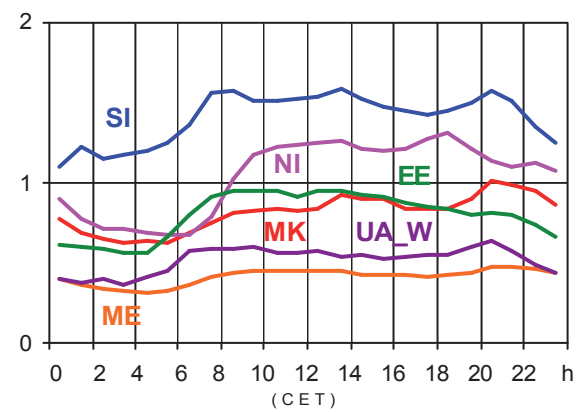
19.05.2010

(in GW)



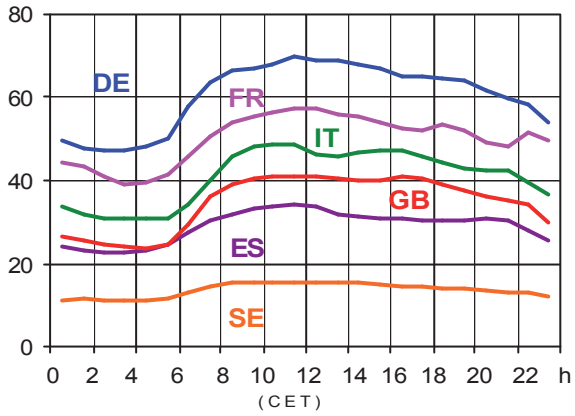
19.05.2010

(in GW)

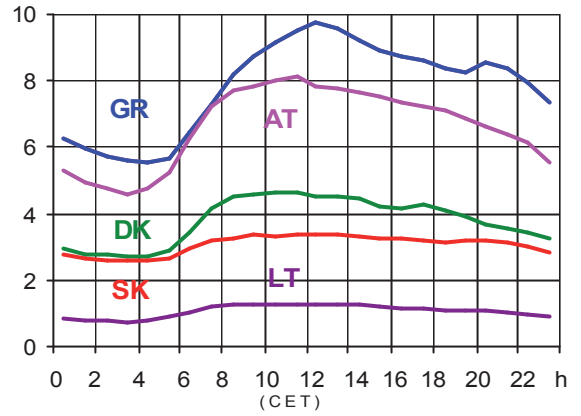


Load diagrams on the 3rd Wednesday in GW

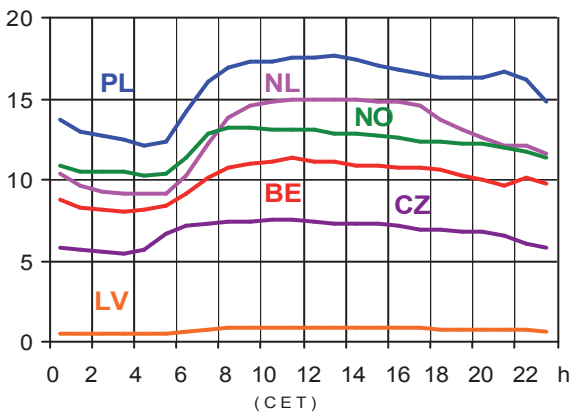
16.06.2010 (in GW)



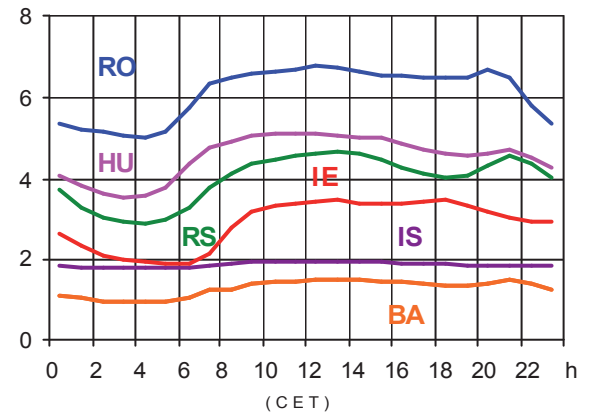
16.06.2010 (in GW)



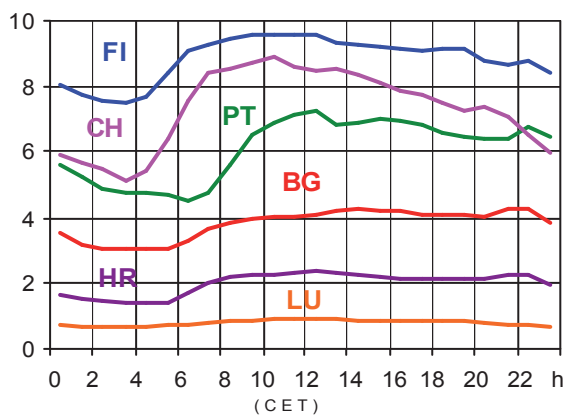
16.06.2010 (in GW)



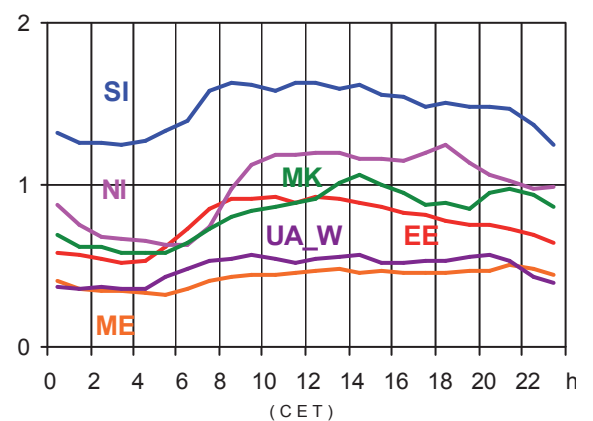
16.06.2010 (in GW)



16.06.2010 (in GW)

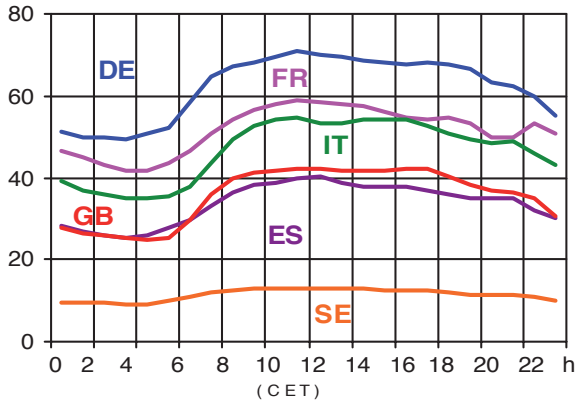


16.06.2010 (in GW)

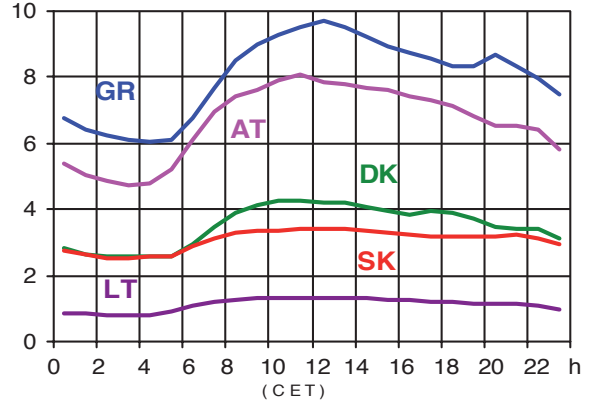


Load diagrams on the 3rd Wednesday in GW

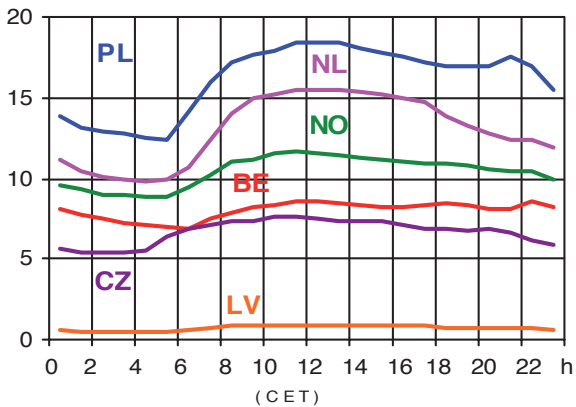
21.07.2010 (in GW)



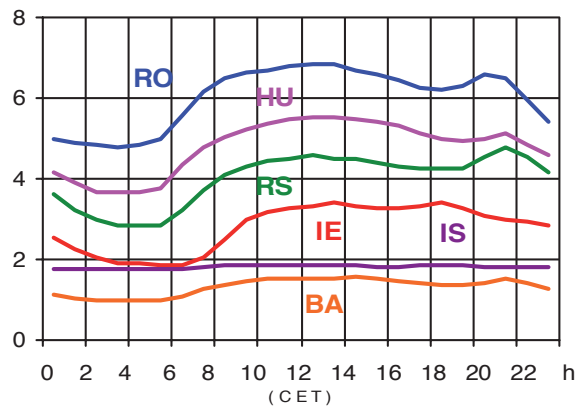
21.07.2010 (in GW)



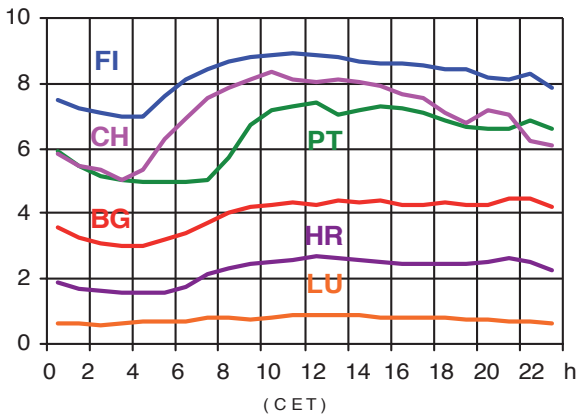
21.07.2010 (in GW)



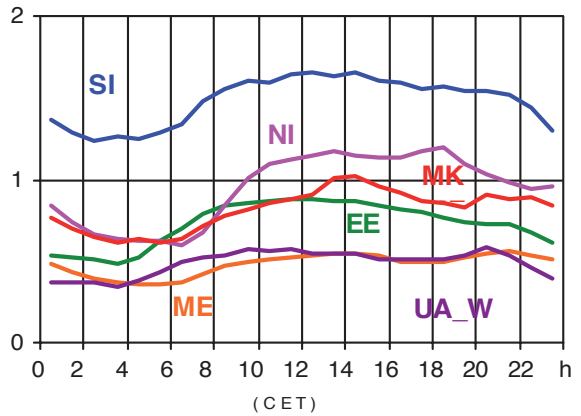
21.07.2010 (in GW)



21.07.2010 (in GW)

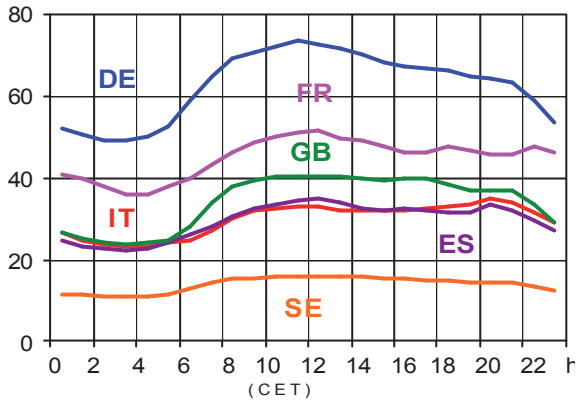


21.07.2010 (in GW)

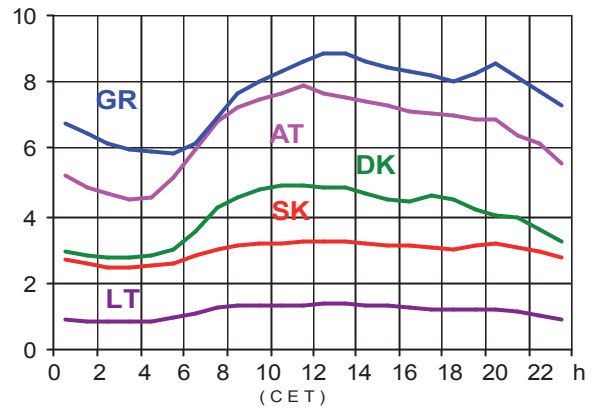


Load diagrams on the 3rd Wednesday in GW

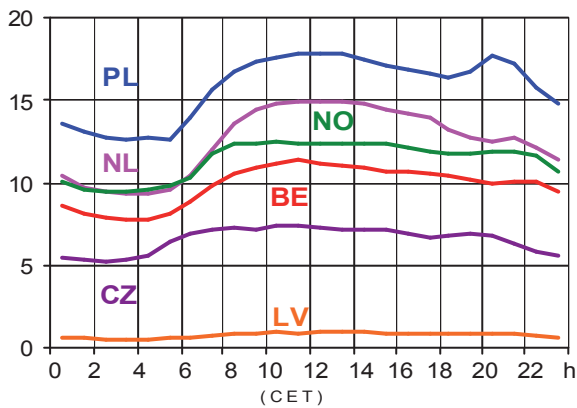
18.08.2010 (in GW)



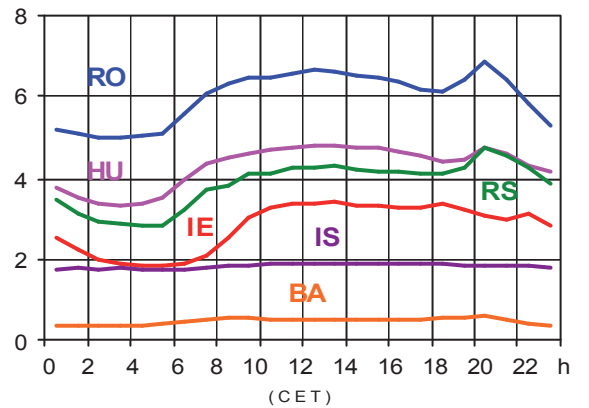
18.08.2010 (in GW)



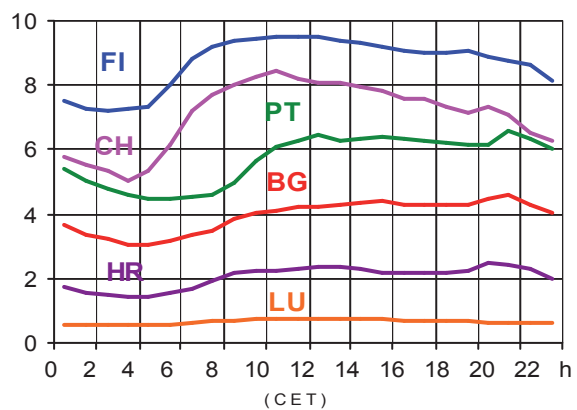
18.08.2010 (in GW)



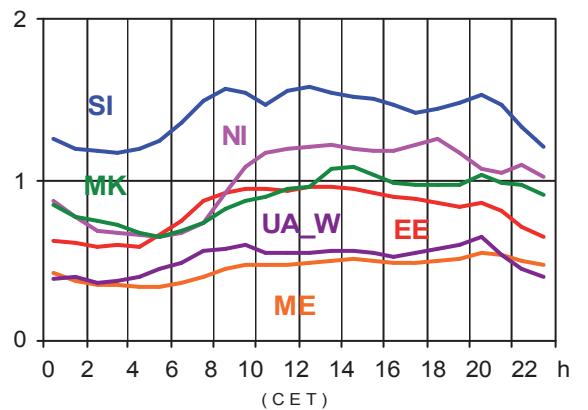
18.08.2010 (in GW)



18.08.2010 (in GW)



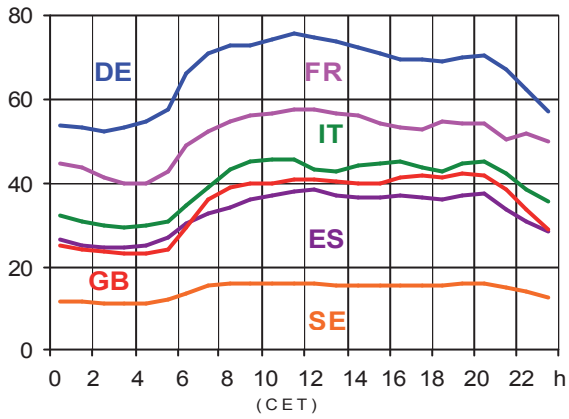
18.08.2010 (in GW)



Load diagrams on the 3rd Wednesday in GW

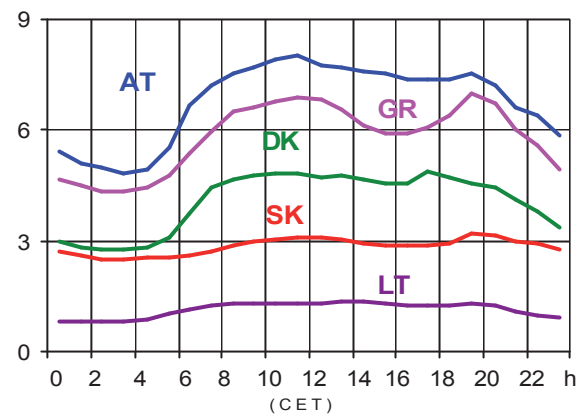
15.09.2010

(in GW)



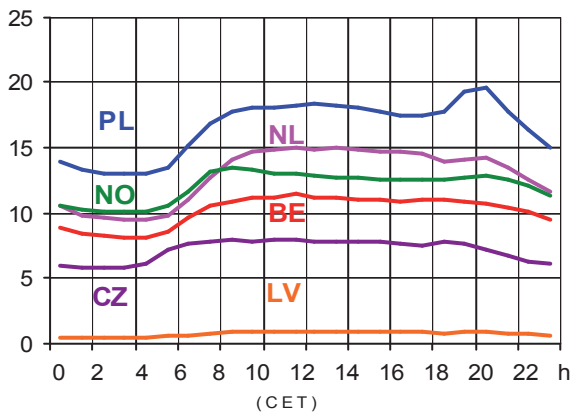
15.09.2010

(in GW)



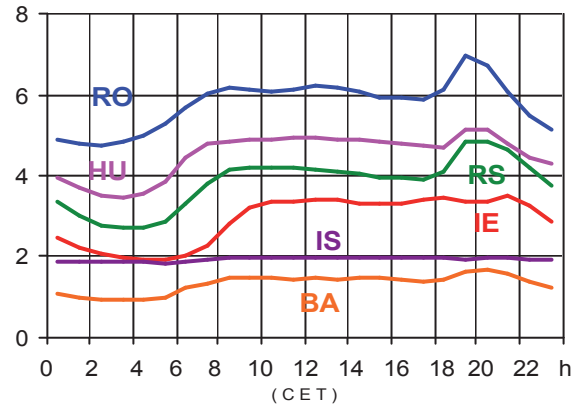
15.09.2010

(in GW)



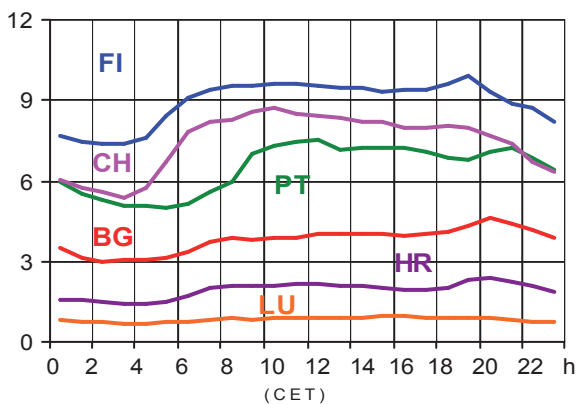
15.09.2010

(in GW)



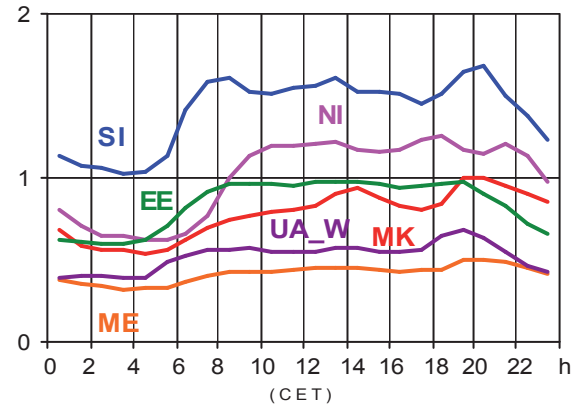
15.09.2010

(in GW)



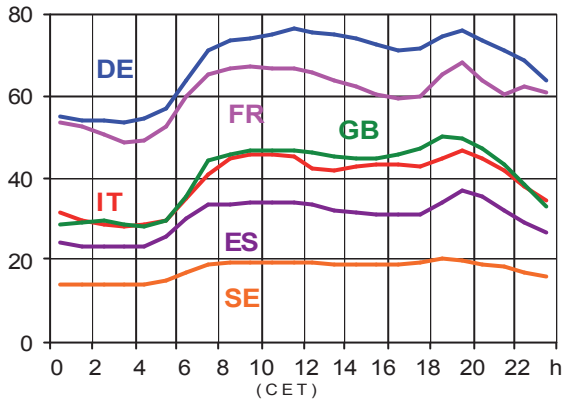
15.09.2010

(in GW)

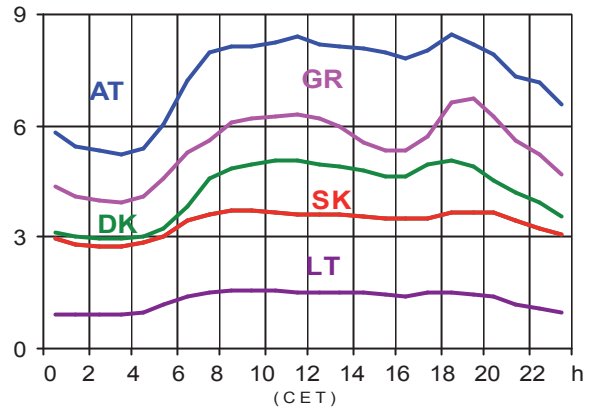


Load diagrams on the 3rd Wednesday in GW

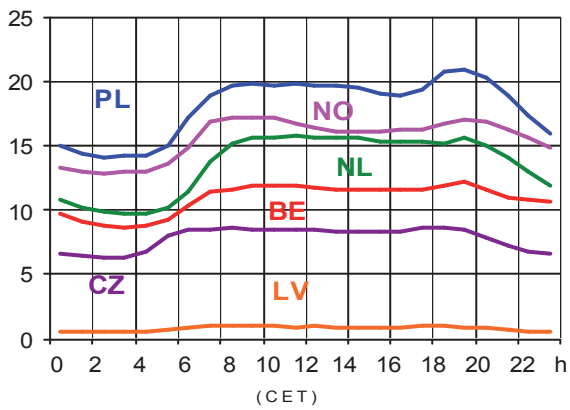
20.10.2010 (in GW)



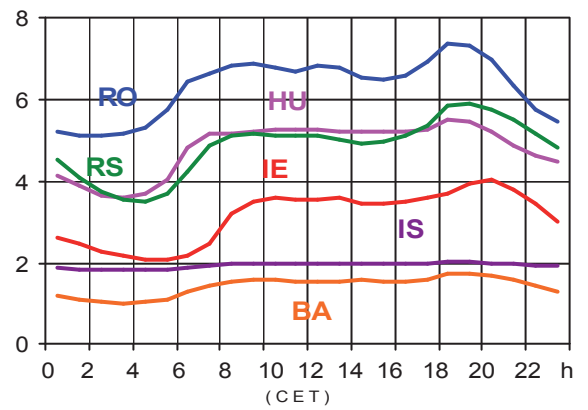
20.10.2010 (in GW)



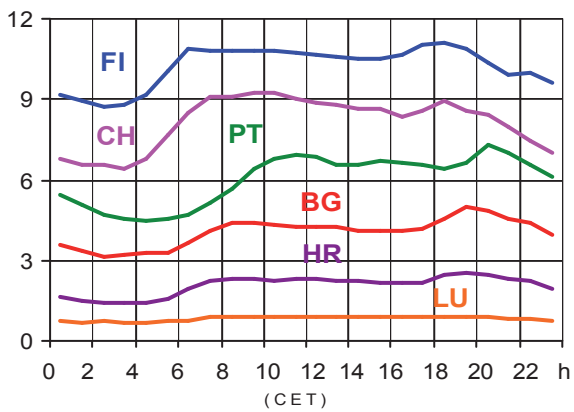
20.10.2010 (in GW)



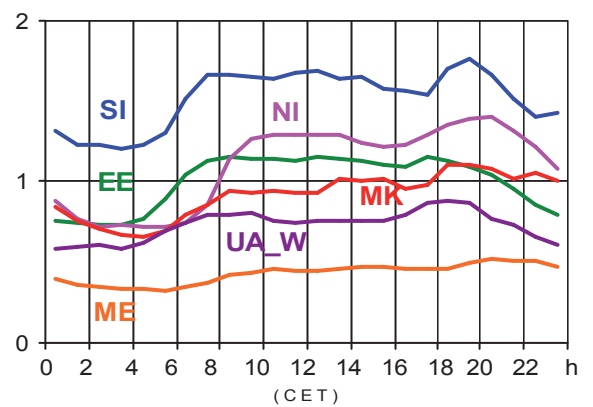
20.10.2010 (in GW)



20.10.2010 (in GW)

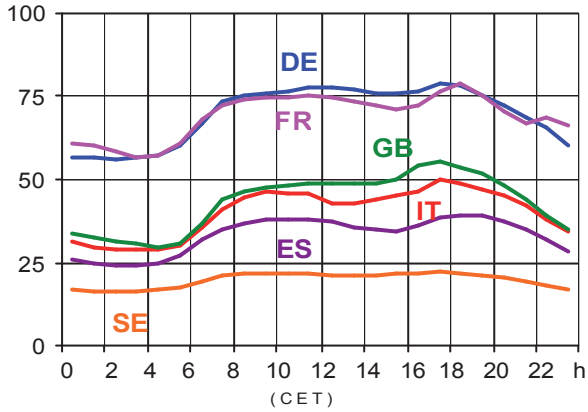


20.10.2010 (in GW)

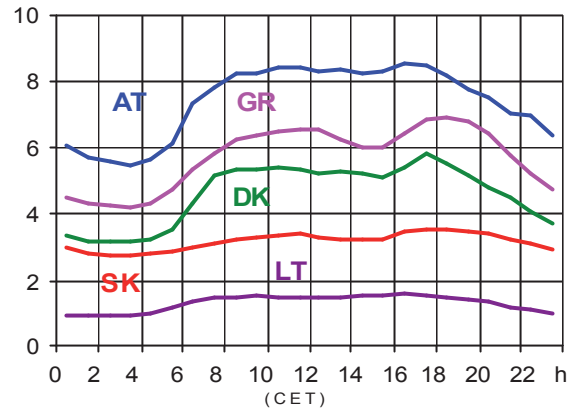


Load diagrams on the 3rd Wednesday in GW

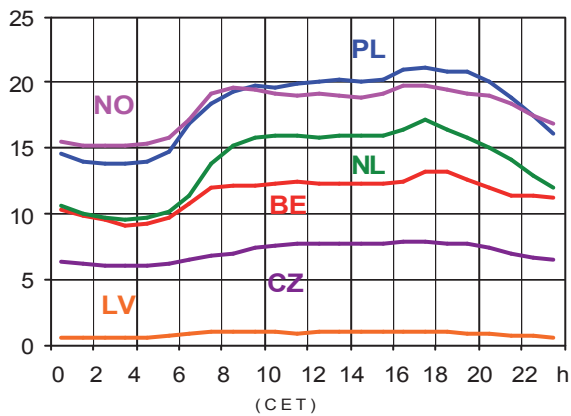
17.11.2010 (in GW)



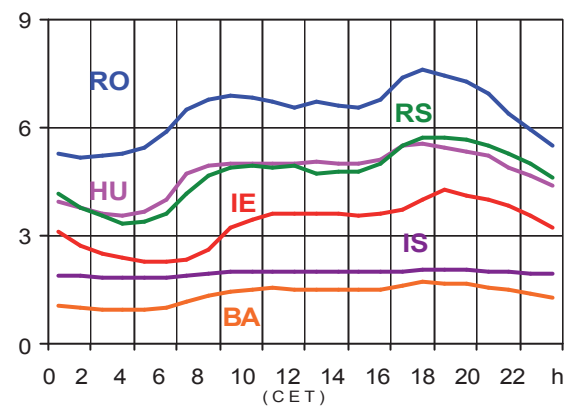
17.11.2010 (in GW)



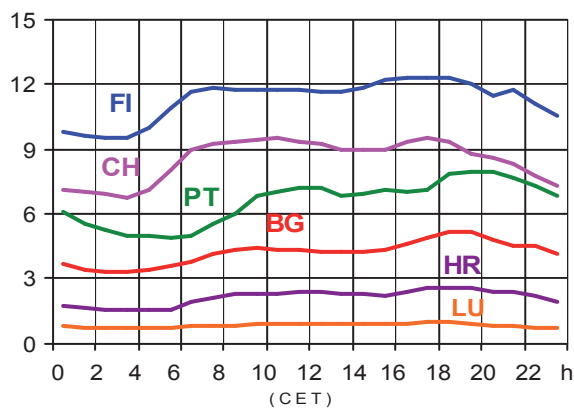
17.11.2010 (in GW)



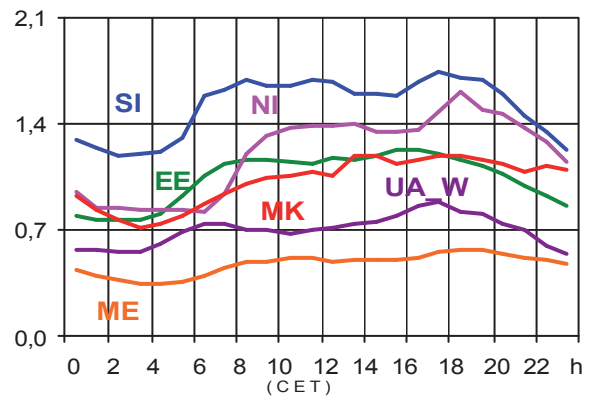
17.11.2010 (in GW)



17.11.2010 (in GW)

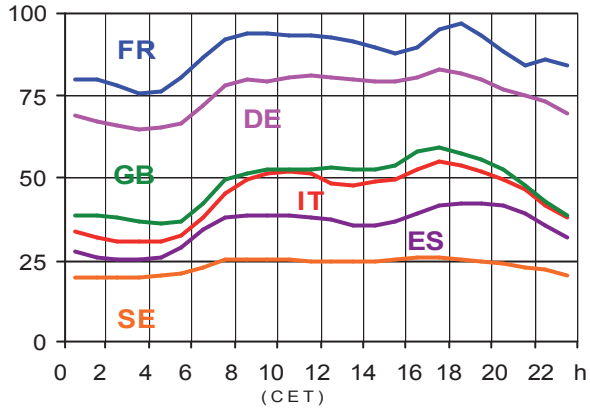


17.11.2010 (in GW)

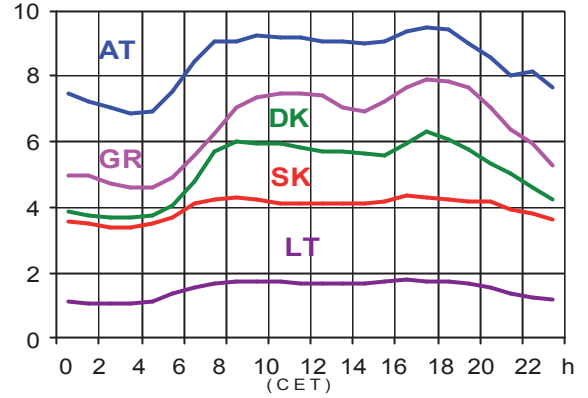


Load diagrams on the 3rd Wednesday in GW

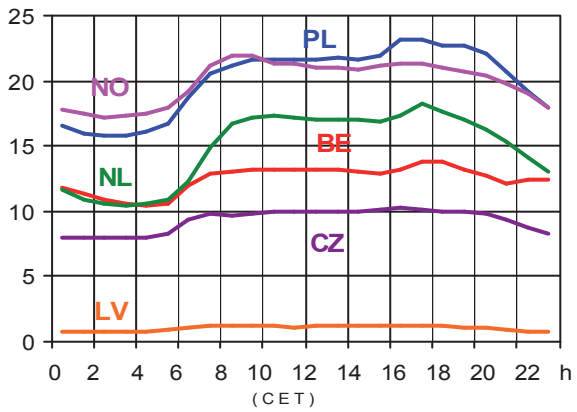
15.12.2010 (in GW)



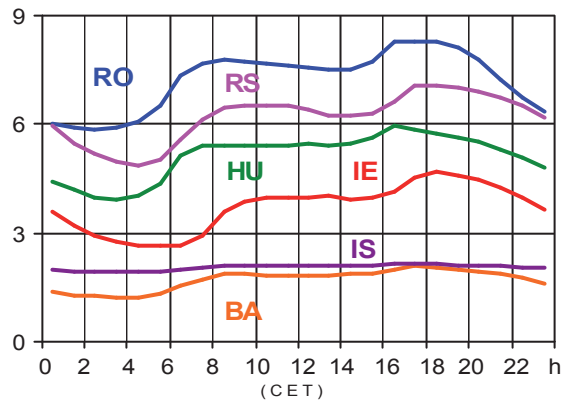
15.12.2010 (in GW)



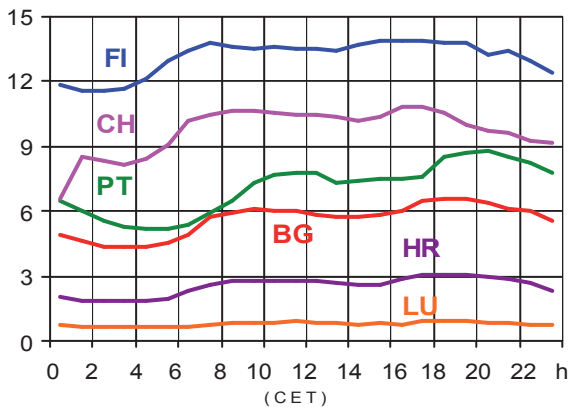
15.12.2010 (in GW)



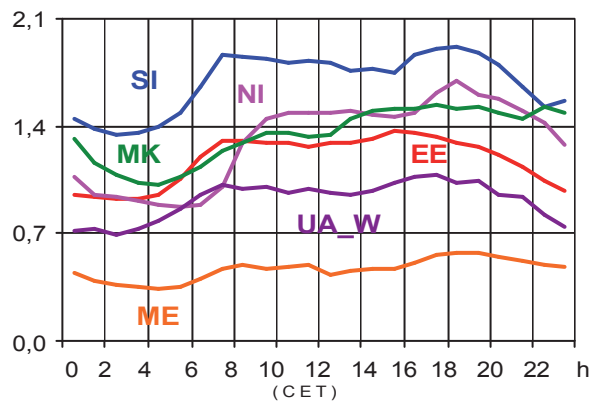
15.12.2010 (in GW)



15.12.2010 (in GW)

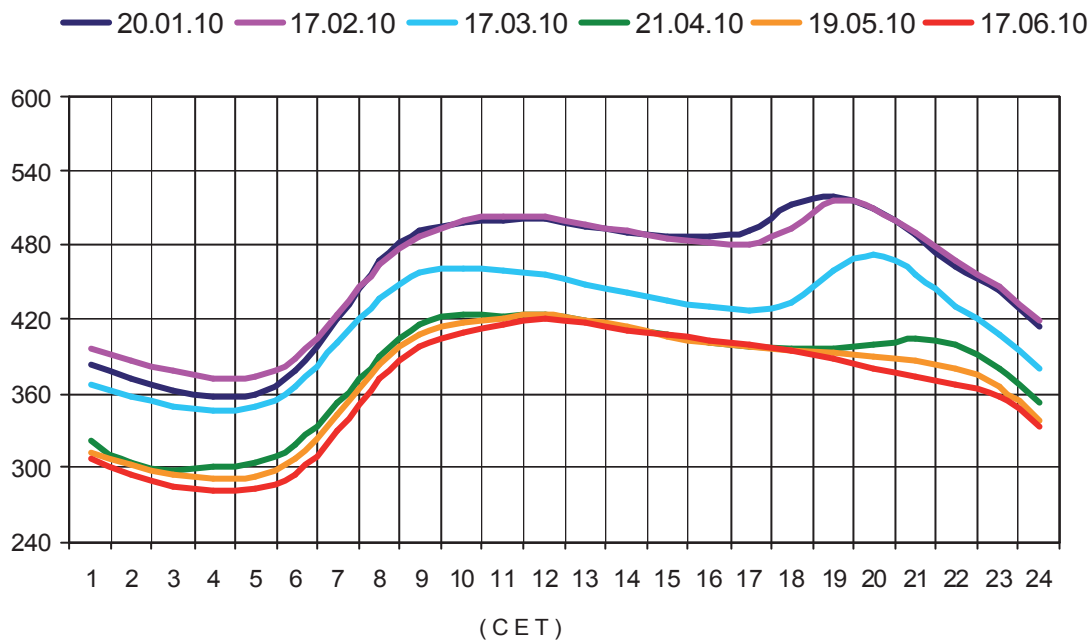


15.12.2010 (in GW)



Load diagrams on the 3rd Wednesday in GW

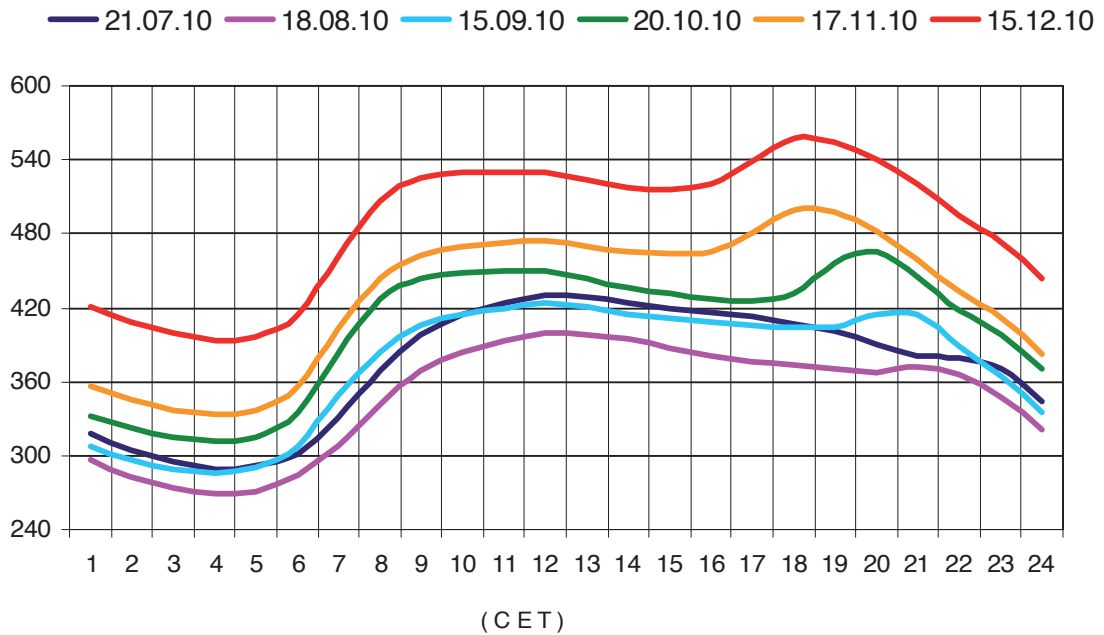
ENTSO-E monthly load diagrams as sum of the member TSOs' countries January - June 2010 in GW



Percentage as referred to total values (%)

	AT	BA	BE	BG	CH	CY	CZ	DE	DK	EE	ES	FI	FR	GB	GR	HR	HU	IE
20.01.10	100	100	100	100	100	100	100	91	100	100	98	100	100	100	100	100	100	99
17.02.10	100	100	100	100	100	100	100	91	100	100	98	100	100	97	100	100	100	99
17.03.10	100	100	100	100	100	100	100	91	100	100	98	100	100	97	100	100	100	99
21.04.10	100	100	100	100	100	100	100	91	100	100	98	100	100	97	100	100	100	100
19.05.10	100	100	100	100	100	100	100	91	100	100	98	100	100	97	100	100	100	100
16.06.10	100	100	100	100	100	100	100	91	100	100	98	100	100	97	100	100	100	100
21.07.10	100	100	100	100	100	100	100	91	100	100	98	100	100	96	100	100	100	100
18.08.10	100	100	100	100	100	100	100	91	100	100	98	100	100	96	100	100	100	100
15.09.10	100	100	100	100	100	100	100	91	100	100	98	100	100	95	100	100	100	100
20.10.10	100	100	100	100	100	100	100	91	100	100	98	100	100	95	100	100	100	100
17.11.10	100	100	100	100	100	100	100	91	100	100	98	100	100	95	100	100	100	100
15.12.10	100	100	100	100	100	100	100	91	100	100	98	100	100	96	100	100	100	100

ENTSO-E monthly load diagrams as sum of the member TSOs' countries
July - December 2010 in GW



Percentage as referred to total values (%)

	IS	IT	LT	LU	LV	ME	MK	NI	NL	NO	PL	PT	RO	RS	SE	SI	SK	UA
20.01.10	100	100	93	100	100	100	100	100	100	100	100	100	100	100	100	100	100	100
17.02.10	100	100	92	100	100	100	100	100	100	100	100	100	100	100	100	100	100	100
17.03.10	100	100	92	100	100	100	100	100	100	100	100	100	100	100	100	100	100	100
21.04.10	100	100	95	100	100	100	100	100	100	100	100	100	100	100	100	100	100	100
19.05.10	100	100	95	100	100	100	100	100	100	100	100	100	100	100	100	100	100	100
16.06.10	100	100	95	100	100	100	100	100	100	100	100	100	100	100	100	100	100	100
21.07.10	100	100	95	100	100	100	100	100	100	100	100	100	100	100	100	100	100	100
18.08.10	100	100	95	100	100	100	100	100	100	100	100	100	100	100	100	100	100	100
15.09.10	100	100	95	100	100	100	100	100	100	100	100	100	100	100	100	100	100	100
20.10.10	100	100	94	100	100	100	100	100	100	100	100	100	100	100	100	100	100	100
17.11.10	100	100	94	100	100	100	100	100	100	100	100	100	100	100	100	100	100	100
15.12.10	100	100	94	100	100	100	100	100	100	100	100	100	100	100	100	100	100	100

