

Remarks

As a general principle, if this backup procedure cannot solve the issue by [REDACTED] Partial Coupling Deadline for CZC-related issues, the operators refer to [MRC_FAL_01](#) – Incident Management.

Table of Contents

1. Introduction 3

 1.1. Purpose 3

Table 1 – The MRC interconnectors and the different entities involved in the CZC process 4

 1.2. Governed / Regulated by 5

 1.3. Tools and Communication protocols 5

 1.4. Associated procedures 6

2. Procedure 7

 2.1. General overview 7

3. Final state to start the next normal procedure..... 11

4. Incident investigation and reporting..... 11

1. Introduction

The Cross-Zonal Capacities (CZCs) and optionally the Allocation Constraints are determined by the TSOs or any party entitled by TSOs to do so (hereafter referred to as the TSOs), and submitted to the NEMOs Pre-Coupling Module. NEMOs then forward this data to the PMB according to the PCR procedures.

This backup procedure describes all the risk cases related to the procedure MRC_NOR_01.

1.1. Purpose

As a general remark, the MRC backup procedures aim at offering a common framework to which all the local backup procedures must be aligned accordingly.

The purpose of this procedure is to provide the operators with an overview of the applicable backup solutions in case of problems in the Pre-Coupling phase, which might jeopardize the timely reception of the CZCs and optional Allocation Constraints by the local NEMO Pre-Coupling Module.

The below mentioned backup solutions may be applied only before [REDACTED], which is the Partial Coupling Deadline for CZC-related issues.

In case the issue still persists at [REDACTED], i.e. at the Latest Time to Start an Incident Committee (IC) for CZC-related issues, an IC will be started according to procedures MRC_FAL_01.


If the backup solutions do not solve the issue before [REDACTED] and CZCs are still not available for a certain Area, the Incident Committee will declare the Partial Coupling of MRC. This means the Area(s) and/or interconnector(s) with the issue is decoupled, while the rest of MRC is coupled as described in MRC_FAL_03.


Remark: If Allocation Constraint on the Bidding Zone is not available at [REDACTED], missing ACs must not lead to a (partial/full) decoupling. So NEMOs will continue the Market Coupling session with an empty file.

The local procedures are mentioned only for reference purpose, while the common backup solutions are explained in more detail.

The table below shows the interconnectors concerned by this procedure, the type of submission (single or double), the presence of the Allocation Constraints (for example: ramping, losses, tariff parameters etc.) and the different entities involved in the CZC-related processes.

Table 1 – The MRC interconnectors [REDACTED] involved in the CZC process





1.2. Governed / Regulated by

- Day-Ahead Operations Agreement (DAOA)

[Redacted]

1.3. Tools and Communication protocols

[Redacted]

1.4. Associated procedures

Normal procedures:

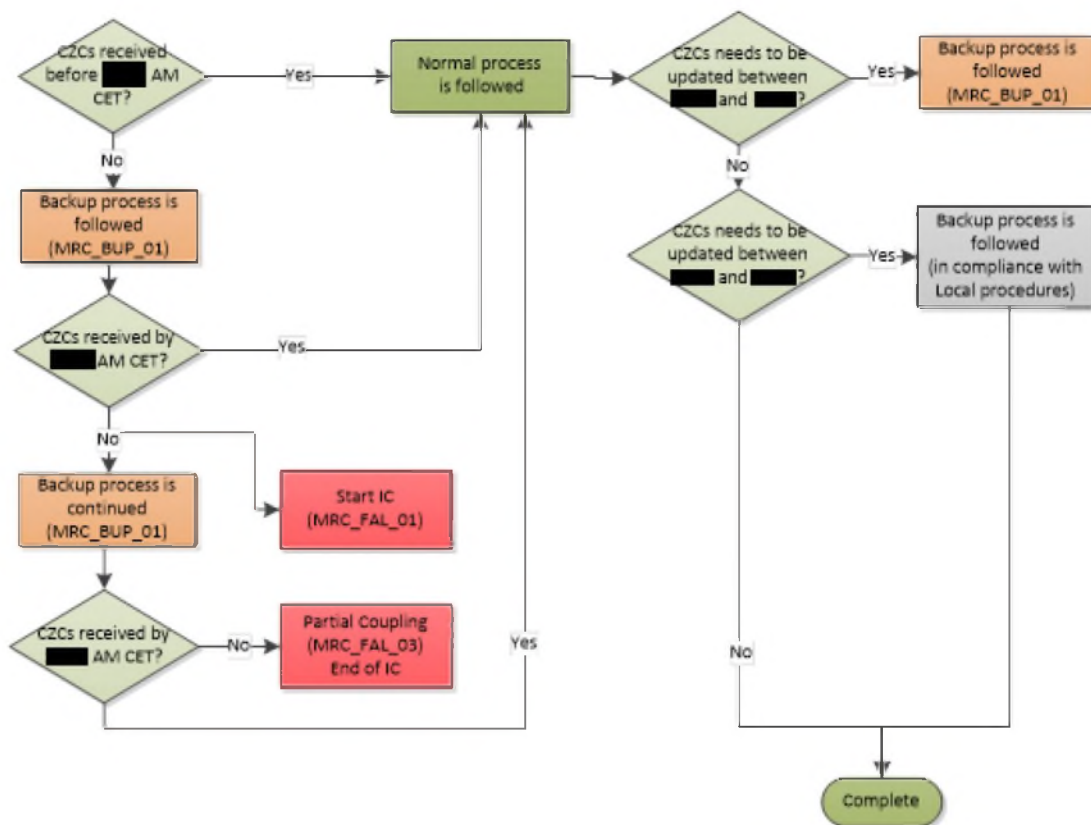
- MRC_NOR_01: Cross-Zonal Capacities and Allocation Constraints Submission

Following Normal procedures:

- PCR_NOR_02: Network Data Sending and Receiving
- MRC_NOR_02: Final Confirmation of the Results

Other associated procedures:

- PCR_BUP_02: Network Data Sending and Receiving
- PCR_FAL_01: Incident Committee
- MRC_FAL_01: Incident Management
- MRC_OTH_02: Internal and External Communications




2. Procedure

2.1. General overview

The table below lists all the risk cases that were identified in procedure MRC_NOR_01 and indicates which actions should be taken on MRC-level to solve the identified issues.

Table 2 – Risk Cases associated to the CZC process



2.2. Risk Cases - Process clarification

[Redacted]

[Redacted]

[Redacted]

[Redacted]

[Redacted]

[Redacted]

[Redacted]

[Redacted]

[Redacted]

[Redacted]

[Redacted]

[Redacted]

[Redacted]

[Redacted text block]

[Redacted text block]

[Redacted text block]

[Redacted text block]

[Redacted text block]

[Redacted text block]

[Redacted text block]

[Redacted text block]

[Redacted text block]

[Redacted text block]

[Redacted text block]

[Redacted]

[Redacted]

[Redacted]

[Redacted]

[Redacted]

[Redacted]

[Redacted]

[Redacted]

[Redacted]

[Redacted]

[Redacted text block]

[Redacted text block]

3. Final state to start the next normal procedure

The final state in order to be able to start the next process is when the NEMO Pre-Coupling Module has successfully received the CZCs and Allocation Constraints.

4. Incident investigation and reporting

When the price coupling process is complete, in case an Incident Committee was organized, the relevant NEMO involved in the problem is responsible for filling in the Incident Committee Report created and distributed by the PCR Coordinator to all the Incident Committee parties, as described in procedure MRC_FAL_01.